


Luster Beam IIIa

PHOTOMETRIC	APPLICATION	SPECIFICATION	DIMMABLE
	General Cove Lighting		

General / Others Specification

Items	Specification
Driven Method	DC24V (Constant Voltage)
Beam Angle	115°
CRI	> Ra 90
LED Colour Bin	3 Steps MacAdam
Environment	Indoor (IP44)
Expected LED Life Span	L ₇₀ = 40,000hrs @ 25°C
Operation Temp. / Hum.	-20°C ~ 50°C / 20% ~ 85% RH
Storage Temp.	-20°C ~ 70°C



Input Voltage
DC24V


Order / Model Code

LB3a

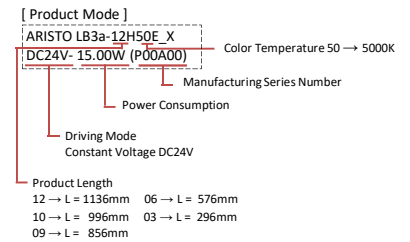
PRODUCT NAME	LENGTH	FLUX LEVEL	CCT	CRI	LED VERSION
Luster Beam IIIa	03 : 1ft 06 : 2ft 09 : 3ft 10 : 1m 12 : 4ft	H : High L : Low ML : Mid Low VL : Very Low UL : Ultra Low SL : Super Low	50 : 5000K 40 : 4000K 30 : 3000K 27 : 2700K	E : > 90	X

Basic Specifications (Unit:mm)

Red Cable (+) DC24V
Black Cable (-) GND



Luster Beam IIIa Length
(296 / 576 / 856 / 996 / 1136)



Specification (@25°C)

Flux Level	Models	CCT	Lumen (lm)	CRI (Ra)	Rated Power (W)	Beam Angle (°)	Size (L x W x H) (mm)	Ave. Weight (g)
High Flux (13.13 W/m)	LB3a-03H50E_X	5000K	400	>90	3.75	115	296 x 13.2 x 20.5	53.5
	LB3a-03H40E_X	4000K	400					
	LB3a-03H30E_X	3000K	370					
	LB3a-03H27E_X	2700K	345					
	LB3a-06H50E_X	5000K	800	>90	7.50	115	576 x 13.2 x 20.5	95.5
	LB3a-06H40E_X	4000K	800					
	LB3a-06H30E_X	3000K	740					
	LB3a-06H27E_X	2700K	690					
	LB3a-09H50E_X	5000K	1200	>90	11.25	115	856 x 13.2 x 20.5	139
	LB3a-09H40E_X	4000K	1200					
	LB3a-09H30E_X	3000K	1110					
	LB3a-09H27E_X	2700K	1035					
	LB3a-10H50E_X	5000K	1400	>90	13.13	115	996 x 13.20 x 20.5	160
	LB3a-10H40E_X	4000K	1400					
	LB3a-10H30E_X	3000K	1295					
	LB3a-10H27E_X	2700K	1205					
LB3a-12H50E_X	5000K	1600	>90	15.00	115	1136 x 13.2 x 20.5	180	
LB3a-12H40E_X	4000K	1600						
LB3a-12H30E_X	3000K	1480						
LB3a-12H27E_X	2700K	1380						

** Wire gauge : AWG20 x 2 single core

Luster Beam IIIa

■ Specification (@25°C)

Flux Level	Models	CCT	Lumen (lm)	CRI (Ra)	Rated Power (W)	Beam Angle (°)	Size (L x W x H) (mm)	Ave. Weight (g)
Low Flux (8.97 W/m)	LB3a-03L50E_X	5000K	275	>90	2.56	115	296 x 13.2 x 20.5	53.5
	LB3a-03L40E_X	4000K	275					
	LB3a-03L30E_X	3000K	260					
	LB3a-03L27E_X	2700K	255					
	LB3a-06L50E_X	5000K	550	>90	5.12	115	576 x 13.2 x 20.5	95.5
	LB3a-06L40E_X	4000K	550					
	LB3a-06L30E_X	3000K	520					
	LB3a-06L27E_X	2700K	510					
	LB3a-09L50E_X	5000K	825	>90	7.68	115	856 x 13.2 x 20.5	139
	LB3a-09L40E_X	4000K	825					
	LB3a-09L30E_X	3000K	780					
	LB3a-09L27E_X	2700K	765					
	LB3a-10L50E_X	5000K	960	>90	8.97	115	996 x 13.20 x 20.5	160
	LB3a-10L40E_X	4000K	960					
	LB3a-10L30E_X	3000K	910					
	LB3a-10L27E_X	2700K	890					
LB3a-12L50E_X	5000K	1100	>90	10.24	115	1136 x 13.2 x 20.5	180	
LB3a-12L40E_X	4000K	1100						
LB3a-12L30E_X	3000K	1040						
LB3a-12L27E_X	2700K	1020						

** Wire gauge : AWG20 x 2 single core

■ Specification (@25°C)

Flux Level	Models	CCT	Lumen (lm)	CRI (Ra)	Rated Power (W)	Beam Angle (°)	Size (L x W x H) (mm)	Ave. Weight (g)
Mid Low Flux (7.50 W/m)	LB3a-03ML50E_X	5000K	230	>90	2.14	115	296 x 13.2 x 20.5	53.5
	LB3a-03ML40E_X	4000K	230					
	LB3a-03ML30E_X	3000K	215					
	LB3a-03ML27E_X	2700K	210					
	LB3a-06ML50E_X	5000K	460	>90	4.28	115	576 x 13.2 x 20.5	95.5
	LB3a-06ML40E_X	4000K	460					
	LB3a-06ML30E_X	3000K	430					
	LB3a-06ML27E_X	2700K	420					
	LB3a-09ML50E_X	5000K	690	>90	6.42	115	856 x 13.2 x 20.5	139
	LB3a-09ML40E_X	4000K	690					
	LB3a-09ML30E_X	3000K	645					
	LB3a-09ML27E_X	2700K	630					
	LB3a-10ML50E_X	5000K	805	>90	7.5	115	996 x 13.20 x 20.5	160
	LB3a-10ML40E_X	4000K	805					
	LB3a-10ML30E_X	3000K	750					
	LB3a-10ML27E_X	2700K	735					
LB3a-12ML50E_X	5000K	920	>90	8.56	115	1136 x 13.2 x 20.5	180	
LB3a-12ML40E_X	4000K	920						
LB3a-12ML30E_X	3000K	860						
LB3a-12ML27E_X	2700K	840						

** Wire gauge : AWG20 x 2 single core

Luster Beam IIIa

■ Specification (@25°C)

Flux Level	Models	CCT	Lumen (lm)	CRI (Ra)	Rated Power (W)	Beam Angle (°)	Size (L x W x H) (mm)	Ave. Weight (g)
Very Low Flux (6.00 W/m)	LB3a-03VL50E_X	5000K	185	>90	1.71	115	296 x 13.2 x 20.5	53.5
	LB3a-03VL40E_X	4000K	185					
	LB3a-03VL30E_X	3000K	175					
	LB3a-03VL27E_X	2700K	255					
	LB3a-06VL50E_X	5000K	370	>90	3.42	115	576 x 13.2 x 20.5	95.5
	LB3a-06VL40E_X	4000K	370					
	LB3a-06VL30E_X	3000K	350					
	LB3a-06VL27E_X	2700K	510					
	LB3a-09VL50E_X	5000K	555	>90	5.13	115	856 x 13.2 x 20.5	139
	LB3a-09VL40E_X	4000K	555					
	LB3a-09VL30E_X	3000K	525					
	LB3a-09VL27E_X	2700K	765					
	LB3a-10VL50E_X	5000K	645	>90	6.00	115	996 x 13.20 x 20.5	160
	LB3a-10VL40E_X	4000K	645					
	LB3a-10VL30E_X	3000K	610					
	LB3a-10VL27E_X	2700K	890					
LB3a-12VL50E_X	5000K	740	>90	6.84	115	1136 x 13.2 x 20.5	180	
LB3a-12VL40E_X	4000K	740						
LB3a-12VL30E_X	3000K	700						
LB3a-12VL27E_X	2700K	1020						

** Wire gauge : AWG20 x 2 single core

■ Specification (@25°C)

Flux Level	Models	CCT	Lumen (lm)	CRI (Ra)	Rated Power (W)	Beam Angle (°)	Size (L x W x H) (mm)	Ave. Weight (g)
Ultra Low Flux (4.50 W/m)	LB3a-03UL50E_X	5000K	95	>90	1.31	115	296 x 13.2 x 20.5	53.5
	LB3a-03UL40E_X	4000K	95					
	LB3a-03UL30E_X	3000K	85					
	LB3a-03UL27E_X	2700K	80					
	LB3a-06UL50E_X	5000K	190	>90	2.62	115	576 x 13.2 x 20.5	95.5
	LB3a-06UL40E_X	4000K	190					
	LB3a-06UL30E_X	3000K	170					
	LB3a-06UL27E_X	2700K	160					
	LB3a-09UL50E_X	5000K	285	>90	3.93	115	856 x 13.2 x 20.5	139
	LB3a-09UL40E_X	4000K	285					
	LB3a-09UL30E_X	3000K	255					
	LB3a-09UL27E_X	2700K	240					
	LB3a-10UL50E_X	5000K	330	>90	4.50	115	996 x 13.20 x 20.5	160
	LB3a-10UL40E_X	4000K	330					
	LB3a-10UL30E_X	3000K	300					
	LB3a-10UL27E_X	2700K	280					
LB3a-12UL50E_X	5000K	380	>90	5.24	115	1136 x 13.2 x 20.5	180	
LB3a-12UL40E_X	4000K	380						
LB3a-12UL30E_X	3000K	340						
LB3a-12UL27E_X	2700K	320						

** Wire gauge : AWG20 x 2 single core

Luster Beam IIIa

■ **Specification (@25°C)**

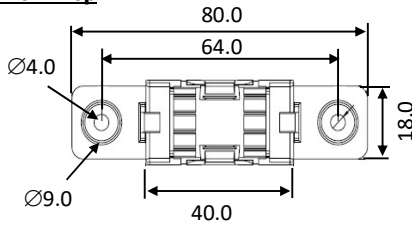
Flux Level	Models	CCT	Lumen (lm)	CRI (Ra)	Rated Power (W)	Beam Angle (°)	Size (L x H x W) (mm)	Ave. Weight (g)
Super Low Flux (3.00 W/m)	LB3a-03SL50E_X	5000K	95	>90	0.88	115	296 x 13.2 x 20.5	53.5
	LB3a-03SL40E_X	4000K	95					
	LB3a-03SL30E_X	3000K	85					
	LB3a-03SL27E_X	2700K	80					
	LB3a-06SL50E_X	5000K	190	>90	1.76	115	576 x 13.2 x 20.5	95.5
	LB3a-06SL40E_X	4000K	190					
	LB3a-06SL30E_X	3000K	170					
	LB3a-06SL27E_X	2700K	160					
	LB3a-09SL50E_X	5000K	285	>90	2.64	115	856 x 13.2 x 20.5	139
	LB3a-09SL40E_X	4000K	285					
	LB3a-09SL30E_X	3000K	255					
	LB3a-09SL27E_X	2700K	240					
	LB3a-10SL50E_X	5000K	330	>90	3.00	115	996 x 13.20 x 20.5	160
	LB3a-10SL40E_X	4000K	330					
	LB3a-10SL30E_X	3000K	300					
	LB3a-10SL27E_X	2700K	280					
LB3a-12SL50E_X	5000K	380	>90	3.52	115	1136 x 13.2 x 20.5	180	
LB3a-12SL40E_X	4000K	380						
LB3a-12SL30E_X	3000K	340						
LB3a-12SL27E_X	2700K	320						

** Wire gauge : AWG20 x 2 single core

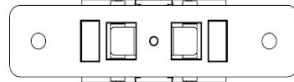
■ **Design Item**

Plastic Swivel

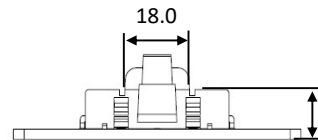
View : Top



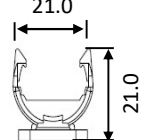
View : Bottom



View : Side




View : Side



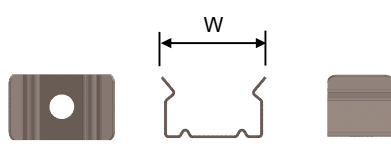
Stainless Steel Bracket

Metal Swivel

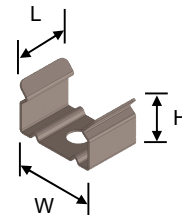


Swivel dimension (L x H x W)
15.0 x 16.5 x 7.0

Low Profile Clip



Clip dimension (L x H x W)
12.0 x 11.3 x 17.9



■ **Wiring Method**

